



We are excited to introduce you to Joy School English, a vibrant digital program that uses hundreds of engaging songs, videos, books, and interactive games to teach English as well as social and emotional learning through character-building values. We will be using this new program as part of our language curriculum at school, and you can extend this learning experience by loading the app onto a personal device to use at home, too.

Ready, set, go!

Getting started is easy! Follow these simple steps to begin using Joy School English at home:

- 1 Download the app: scan this code or search for **Joy School English** in your app store.



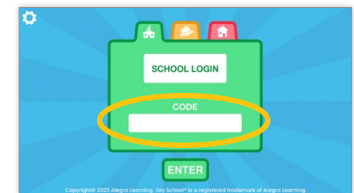



OR, to play on a Chromebook, PC, or Mac, use the Chrome browser and go to play.joyschoolenglish.com

- 2 Open Joy School English, and on the green **SCHOOL LOGIN** tab, type your class code: _____.
- 3 Press **ENTER**, then select your child's name from the class list.
- 4 Have your child log in using the pictorial password that they set up at school (shape + color + object), and drag the password icon to the door to log in and begin. We recommend writing down your child's password for future reference. If your child forgets their password, they can ask their teacher for it.

Now you're ready to begin!


NOTE: Please have your child log out of the app at the end of each session by tapping the **Pause** button in the upper right-hand corner, and hitting the **Home** icon. This will help reduce problems with progress tracking between school sessions and home sessions.



Playing Joy School English

Activities

Your child will play many different types of activities that teach English and support social and emotional learning. These range from short videos that demonstrate vocabulary, to practice games, to songs or other speaking practice, to storybooks that help synthesize the phrases and vocabulary taught. The activities typically last 1-2 minutes and integrate speaking, listening comprehension, early literacy, and values.




Voice Recognition

Joy School English has thousands of opportunities for your child to speak! Often your child will see a volume meter on the left side of the screen—this means the program is listening and waiting for your child to respond. They may need your help with timing or with holding their device in a way that doesn't block the microphone. The more cleanly that the device can capture your child talking, the better the results.



Honeycomb and the Beehive

As your child answers questions in the activities, you'll often see them earn a honeycomb. This reward will fly into the child's Honeycomb Meter on the right side of the screen, filling it up with honey. When it reaches the top, your child has earned a trip to the *Beehive*! This is a reward space filled with games as well as past activities that the child can choose from. After three minutes the child will return to the regular learning path, although they can leave the *Beehive* at any time.



Daily Usage

For kids this age, Joy School English recommends 10-15 minutes a day of usage. The default setting for daily usage is ten activities (this doesn't include time in the *Beehive*), although your teacher may choose a different limit. After your student has completed their daily usage, they will see a *Good Job!* screen. They can return to their normal learning path tomorrow, or in the meantime they are free to review by tapping the **Review Menu** button. Although students are free to review games without any limit, we strongly encourage parents to carefully consider electronic device usage. We believe a healthy relationship with electronic devices is very important.



Review Menu

The **Review Menu** can be accessed at any time. Have your child **Pause** the game (upper right-hand corner), then select the **Review Menu** button. Any activities that students have already completed will be available for review. These are organized into categories for parents to get to know how the content fits into the overall curriculum. This is a great opportunity for children to demonstrate their new skills to parents.

